

Ordering Information:



800 Village Walk #316
Guilford, CT 06437
Ph: 203-401-8093

Email orders to: sales@xsoptix.com
Fax orders to: 800-878-7282

Data Sheet

VIAVI

FiberChek Probe Microscope

The essential fiber tool for every technician!

The FiberChek™ probe builds on industry-leading VIAVI expertise in fiber inspection to deliver an all-in-one handheld for technicians at every skill level. Meeting all fiber-inspection needs with built-in image viewing, auto-focus, pass/fail analysis, and result storage and recall, the FiberChek probe completely automates inspection workflows to ensure fast and accurate performance. Used alone or connected to other devices (via WiFi and USB), the FiberChek probe is the essential fiber tool for every technician.

Fully Autonomous Inspection with an All-in-One Solution

With FiberChek, technicians get a complete fiber-inspection solution in the palm of their hand. There is no need to connect to other devices to inspect, test, or store. All of those capabilities, and more, are already built into the FiberChek probe.

- An integrated touch-screen display shows live images and analysis results with easy navigation
- With automated end-face analysis built-in, FiberChek lets technicians test and certify to industry standards at the push of a button
- Easily navigate and select your desired acceptance criteria including IEC-61300-3-35 standards or customer-specific requirements
- Store, name, and recall test results directly on the instrument



Benefits

- Achieve fully autonomous inspection with an all-in-one solution
- Automate inspection workflows
- Ensure accurate and fast test performance
- Easily access connections anywhere
- Connect with other VIAVI instruments and mobile devices

Features

- Integrated touch screen with live fiber viewing
- Auto-center
- Auto-focus
- Built-in fiber end-face analysis
- User-selectable acceptance profiles
- Stores results on device or exports
- Connects via WiFi and USB

Automate your Inspection Workflow with the Press of a Button

Contaminated connectors are the #1 cause for troubleshooting in optical networks. Maintaining best practices with an Inspect Before You Connect workflow is essential, but without the right tools, it is difficult and time consuming. FiberChek eliminates these challenges by fully automating every detail of the inspection workflow. Give your technicians the capabilities to work Fiber Smart!

1. Find the fiber.
2. Focus the image.
3. Analyze the fiber end face.
4. Record the results.




Fast and Easy Inspection Where You Need It

Fiber connections are everywhere. Unfortunately, some places are harder to access than others. At VIAVI, it's our goal to ensure that technicians can maintain best practices everywhere in their network, regardless of the location, accessibility, or connector type. Inspect Before You Connect (IBYC) is recognized throughout the world as the best practice to ensure clean fiber connections.

FiberChek ensures that IBYC is easy and routine, letting technicians:

- Climb towers, poles, etc.
- Reach overhead raceways
- Access high-density patch panels and tray systems
- Check multi-fiber ribbon connectors
- Test connectors on cards and circuit boards



And, it supports all existing FBPT inspection tips such as standard, long reach, ribbon, 60-degree angled, and many more. Technicians leverage their existing tips with no new investment!



Standard tips



Long reach tips



Ribbon tips



60-degree angled

Integrate with VIAVI Test Devices

As an all-in-one inspection solution, the FiberChek probe rarely needs to connect to other devices. However, many technicians already use other devices as part of their testing and do not want to disrupt their existing workflows. That's why FiberChek integrates with other VIAVI test devices to significantly improve productivity when you use them together. FiberChek can function independently of another test device, saving time by letting technicians test their next ports while an existing test is still in process.



Connectable VIAVI devices include: SmartClass™ Fiber family, T-BERD®/MTS family, OneExpert™ (ONX) family, CellAdvisor®, Certifier40G™, and MP-60 optical power meter

Increase productivity — when connected to other VIAVI test instruments, such as an OTDR, technicians can inspect the next port while an OTDR test is in progress, eliminating the inspection time from the test workflow.

Typical Workflow with a Standard Probe

1. Inspect a port with the probe connected to an OTDR (store result).
2. Connect the OTDR and start a test on the port you just inspected.
3. Once the test is complete, inspect the next port with the probe connected to the OTDR (store result).
4. Connect the OTDR and start testing the port you just inspected.

Faster Workflow with a FiberChek Probe

1. Quickly inspect a port with FiberChek (store result).
2. Connect the OTDR and start a test.
3. While the OTDR test is in process, use FiberChek to inspect your next port (and store result).
4. Move the OTDR to the port you just inspected.

Host an MP-60 power meter — inspection and power measurement are perhaps the two most commonly performed fiber tests. With FiberChek connected to an MP-60, technicians can inspect a port, gather OPM readings, store all results, and then generate an integrated report that includes both inspection results and OPM readings.



Standalone Operation

1. Inspect fibers and save results.
2. Connect an MP-60 OPM.
3. Measure power and save results.
4. Export to FiberChekPRO software.

Integrated with FiberChekMOBILE

1. Connect a FiberChek probe.
2. Inspect fiber and saved results.
3. Connect an MP-60 OPM.
4. Measure power and save results.
5. Share results via mobile apps.


Leverage Your Mobile Device for Added Test and Inspection Benefits

Mobile devices are essential for technicians to do their jobs effectively. From handling service calls and managing job tickets to sending test reports and storing results in the cloud, technicians rely on their smartphones, tablets, and PCs to get the job done quickly. Leveraging a technician's mobile devices as part of the fiber inspection and test workflow is critically important. That's why FiberChek integrates seamlessly with:

- Android (with FiberChekMOBILE™ for Android)
- iPhone and iPad (with FiberChekMOBILE for iOS)
- Windows tablets/PCs/laptops (with FiberChekPRO™)

Technicians can inspect end-face quality, measure optical power, and certify fiber connectors to industry standards right on their FiberChek-connected mobile device. In addition, they can leverage their mobile device to:

- Export results
- View live images and operate controls from the mobile device
- Manage and recall stored results
- Generate certification reports
- Share results and reports via e-mail or cloud storage
- GPS tag the location of each test
- Input test information via a full keyboard or voice-to-text dictation



Viewing FiberChek probe results on a smartphone



Specifications

Parameter			
Dimensions (H x W x D)		218 x 50 x 131 mm (8.6 x 2.0 x 5.2 in)	
Weight		272 g (9.5 oz)	
Display		128 x 128 x 1.5 in OLED touch screen	
Connector		USB 2.0 (Micro-B)	
Power source		Internal LiON battery, USB power	
Run time		6 hr	
Charge time		2 hr (2 A max power source) 8 hr (500 mA max power source)	
Field-of-view values (µm)	Low Magnification	Horizontal: 740 µm	Vertical: 550 µm
	High Magnification	Horizontal: 370 µm	Vertical: 275 µm
Live image		640 x 480	
Power supply		5 V, 2 A with interchangeable wall plug for EU, UK, US, and AU	
Camera sensor		2560 x 1920, 1/2.5 in CMOS, 5 megapixel	
Particle size detection		<1 µm	
Built-In LCD resolution (in pixels)		Live Image: 128 x 120	
Light source		Blue LED, 100,000+ hr life	
Lighting technique		Coax	
Certification		CE, EN/IEC 61326	
Storage Temperature		-10° to +70°C (14° to 158°F)	

Specifications continued

Operating Temperature	0° to +50°C (32° to 122°F)
Storage Humidity	0-95% non-condensing
Operating Humidity	10-95% non-condensing
Saved Results	1,000 (max.)
Save Options	JPG image, PNG image, HTML report, PDF report
Warranty	1 year

Ordering Information

Description	Part Number
Kit: FiberChek WiFi probe, case, FBPT-U25M, tip case, USB charging adapter and cable	FIT-FC-KIT1
Kit: FiberChek WiFi probe, case, FBPT-LC, FBPT-SC, FBPT-U12M, FBPT-U25M, tip case, USB charging adapter and cable	FIT-FC-KIT2
Kit: FiberChek WiFi probe, case, FBPT-LC, FBPT-SC, FBPT-SC-APC, FBPT-U12M, FBPT-U25M, FBPT-U25MA, tip case, USB charging adapter and cable	FIT-FC-KIT3
Kit: FiberChek WiFi probe, case, FBPT-LC, FBPT-SC, FBPT-SC-APC, FBPT-U12M, FBPT-U25M, FBPT-U25MA, tip case, USB charging adapter and cable, MP-60A USB OPM, USB extension cable, FITP-UPP12, FITP-UPP25	FIT-FC-KIT4
Micro USB Male Locking to Type A USB Male Coil Cable	FBPP-DPAC7
Micro USB Male Locking to Type A USB Female Cable (OTG)	FBPP-DPAC8
FiberChek holster	FCPP-CHP2

Visit www.viavisolutions.com/inspect to learn more about fiber inspection.

VIAVI Care Support Plans

Increase your productivity for up to 5 years with optional VIAVI Care Support Plans:




- Maximize your time with on-demand training, priority technical application support and rapid service.
- Maintain your equipment for peak performance at a low, predictable cost.

Plan availability depends on product and region. Not all plans are available for each product or in every region.

To find out which VIAVI Care Support Plan options are available for this product in your region, contact your local representative or visit: viavisolutions.com/viavicareplan

Features

*5-year plans only

Plan	Objective	Technical Assistance	Factory Repair	Priority Service	Self-paced Training	5 Year Battery and Bag Coverage	Factory Calibration	Accessory Coverage	Express Loaner
 BronzeCare	Technician Efficiency	Premium	✓	✓	✓				
 SilverCare	Maintenance & Measurement Accuracy	Premium	✓	✓	✓	✓*	✓		
 MaxCare	High Availability	Premium	✓	✓	✓	✓*	✓	✓	✓



Contact Us **+1 844 GO VIAVI**
(+1 844 468 4284)

To reach the VIAVI office nearest you,
visit viavisolutions.com/contact

© 2022 VIAVI Solutions Inc.
Product specifications and descriptions in this document are subject to change without notice.
Patented as described at
viavisolutions.com/patents
fcprobe-microscope-ds-fit-nse-ae
30179664 003 0422