

## EYP-TPA-0780-03000-4006-BFU09-0000

Revision 0.70

2022-01-10

## TAPERED AMPLIFIERS

### Semiconductor Optical Amplifier

#### General Product Information

Product	Application
780 nm Tapered Amplifier	Spectroscopy
14 Pin Butterfly Package (non hermetic)	
with PM Fiber and FC/APC Connector (Input)	
and collimated Output Beam	



#### Absolute Maximum Ratings

Parameter	Symbol	Unit	min	typ	max
Storage Temperature	$T_S$	°C	-40		85
Operational Temperature at Case	$T_C$	°C	15		35
Operational Temperature at Chip	$T_{chip}$	°C	15		35
Forward Current	$I_F$	A			5
Reverse Voltage	$V_R$	V			2
Output Power	$P_{opt}$	W			3.2

#### Measurement Conditions / Comments

Stress in excess of one of the Absolute Maximum Ratings may damage the laser. Please note that a damaging optical power level may occur although the maximum current is not reached. These are stress ratings only, and functional operation at these or any other conditions beyond those indicated under Recommended Operational Conditions is not implied.

#### Recommended Operational Conditions

Parameter	Symbol	Unit	min	typ	max
Operational Temperature at Case	$T_C$	°C	15		50
Operational Temperature at Chip	$T_{chip}$	°C	15	25	35
Forward Current	$I_F$	A			4.5
Input Power	$P_{input}$	mW	10		80
Output Power	$P_{opt}$	W			3

#### Measurement Conditions / Comments

non condensing

with proper injection from a seed laser

#### Characteristics at $T_{chip}$

Parameter	Symbol	Unit	min	typ	max
Wavelength	$\lambda_C$	nm		780	
Gain Width (FWHM)	$\Delta\lambda$	nm		20	
Temp. Coefficient of Wavelength	$d\lambda / dT$	nm / K		0.3	
Operational Current	$I_{op \text{ Gain}}$	A			4.5
Output Power	$P_{opt}$	W	3.0		
Amplification	G	dB		23	

#### Measurement Conditions / Comments

$P_{opt}$  = with proper injection from a seed laser

at recommended maximum forward current

## EYP-TPA-0780-03000-4006-BFU09-0000

Revision 0.70

2022-01-10

## TAPERED AMPLIFIERS

### Semiconductor Optical Amplifier



#### Characteristics at $T_{\text{chip}}$ cont'd

Parameter	Symbol	Unit	min	typ	max
Beam Diameter horizontal	$d_{\text{out}  }$	mm		1	
Beam Diameter vertical	$d_{\text{out}\perp}$	mm		1	
Output Divergence parallel	$\Theta_{\text{out}  }$	mrad		3	
Output Divergence perpendicular	$\Theta_{\text{out}\perp}$	mrad		3	
Polarization				TM	

#### Measurement Conditions / Comments

E field perpendicular to base plate

#### Thermoelectric Cooler

Parameter	Symbol	Unit	min	typ	max
Current	$I_{\text{TEC}}$	A			2.5
Voltage	$U_{\text{TEC}}$	V			5
Power Dissipation (total loss at case)	$P_{\text{loss}}$	W		10	
Temperature Difference	$\Delta T$	K			20

#### Measurement Conditions / Comments

 $P_{\text{opt}} = 3 \text{ W}$  $P_{\text{opt}} = 3 \text{ W}$  $P_{\text{opt}} = 3 \text{ W}$  $P_{\text{opt}} = 3 \text{ W}$ 

#### Thermistor (Standard NTC Type)

Parameter	Symbol	Unit	min	typ	max
Resistance	R	k $\Omega$		10	
Beta Coefficient	$\beta$			3892	
Steinhart & Hart Coefficient A	A			$1.1293 \times 10^{-3}$	
Steinhart & Hart Coefficient B	B			$2.3410 \times 10^{-4}$	
Steinhart & Hart Coefficient C	C			$8.7755 \times 10^{-8}$	

#### Measurement Conditions / Comments

 $T_{\text{chip}} = 25^\circ \text{C}$  $R_1 / R_2 = e^{\beta(1/T_1 - 1/T_2)}$  at  $T_{\text{LD}} = 0^\circ \dots 50^\circ \text{C}$  $1/T = A + B(\ln R) + C(\ln R)^3$ 

T: temperature in Kelvin

R: resistance at T in Ohm

#### Ordering Information:



800 Village Walk #316  
Guilford, CT 06437  
Ph: 203-401-8093

Email orders to: [sales@xsoptix.com](mailto:sales@xsoptix.com)  
Fax orders to: 800-878-7282

# EYP-TPA-0780-03000-4006-BFU09-0000

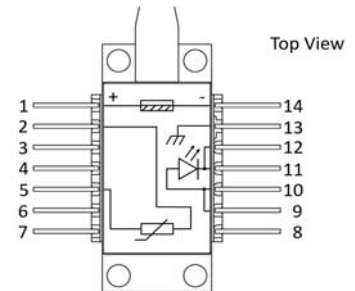
Revision 0.70

2022-01-10

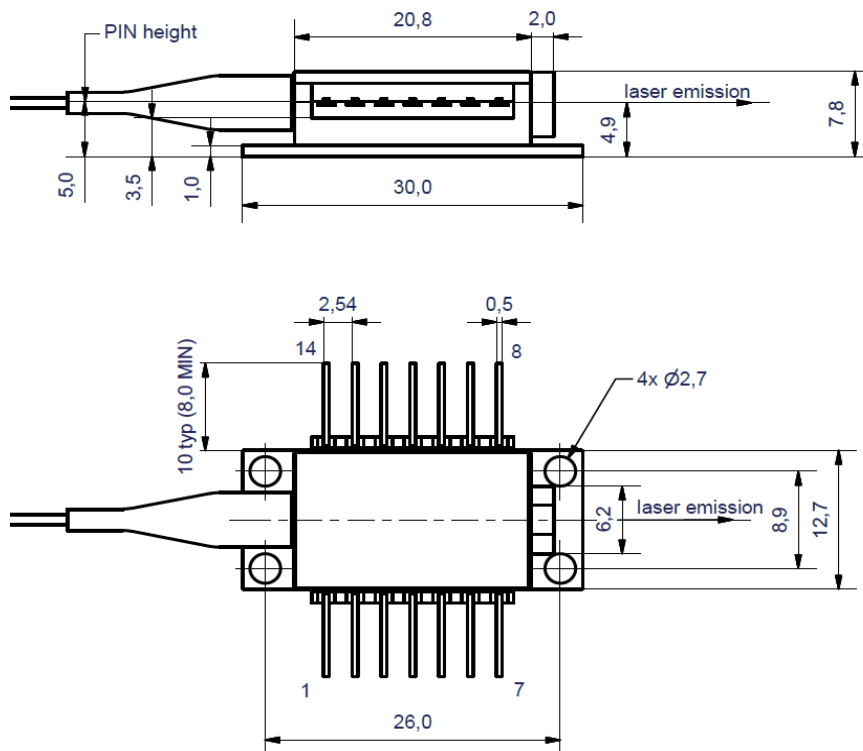
## TAPERED AMPLIFIERS Semiconductor Optical Amplifier

### Pin Assignment

1	Thermoelectric Cooler (+)	14	Thermoelectric Cooler (-)
2	Thermistor	13	Case
3	not connected	12	Amplifier (Cathode)
4	not connected	11	Amplifier (Cathode)
5	Thermistor	10	Amplifier (Anode)
6	not connected	9	Amplifier (Anode)
7	not connected	8	not connected



### Package Drawings



Caution. Excessive mechanical stress on the package can lead to a damage of the device.

See [instruction manual](#)  
on [www.toptica-eagleyard.com](http://www.toptica-eagleyard.com)

# EYP-TPA-0780-03000-4006-BFU09-0000

Revision 0.70

2022-01-10

## TAPERED AMPLIFIERS Semiconductor Optical Amplifier

### Unpacking, Installation and Laser Safety


Unpacking the tapered amplifier should only be done at electrostatic safe workstations (EPA). Though protection against electro static discharge (ESD) is implemented in the laser package, charges may occur at surfaces. Please store this product in its original package at a dry, clean place until final use. During device installation, ESD protection has to be maintained.

The TPA diode type is known to be sensitive against thermal stress. It should not be operated without appropriate injection from a seed laser. Operating at moderate temperatures on proper heat sinks will contribute to a long lifetime of the diode. The chip should be protected against moisture. A water vapor content below 5000 ppm is recommended for applications with high reliability requirements.

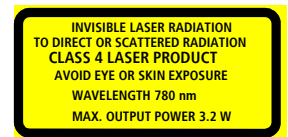
This amplifier is designed for the setup of MOPA systems. Appropriate seed lasers are DFB lasers of the type EYP-DFB-xxxx-xxxxx-1500-BFY12-000x with matching wavelengths. An external fiber isolator should be used between seed laser and amplifier in order to suppress backreflections that may disturb the emission spectrum of the seed laser and may cause mode-hops in case of wavelength tuning.

The laser emission from this diode is close to the invisible infrared region of the electromagnetic spectrum. Avoid direct and/or indirect exposure to the free running beam. Collimating the free running beam with optics as common in optical instruments will increase threat to the human eye.

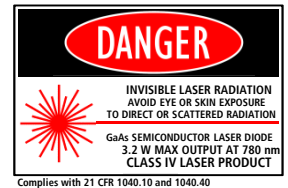
Each tapered amplifier will come with an individual test protocol verifying the parameters given in this document.



Laser Emission



IEC-60825-0



Complies with 21 CFR 1040.10 and 1040.40