

# EYP-MNT-0000-00000-0000-BTU02-9002

Revision 0.70

## EVALUATION BOARD for miniTA with BTU02 Package

### General Product Information

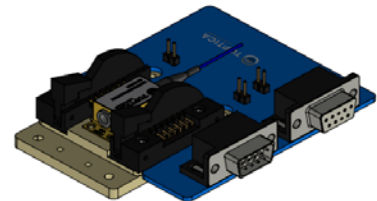
#### Product

Evaluation Board for miniTAs with BTU02 Package

fits with all products with P/N EYP-xxx-xxxx-xxxxx-xxxx-BTU02-xxxx

compatible with Thorlabs ITC4005 Laser Diode/TEC Controller

compatible with Thorlabs LDC240C LD Current Controller Module with PRO800 Chassis



### Absolute Maximum Ratings

| Parameter                           | Symbol    | Unit | min | typ | max |
|-------------------------------------|-----------|------|-----|-----|-----|
| Storage Temperature                 | $T_S$     | °C   | -40 |     | 85  |
| Operational Temperature             | $T_C$     | °C   | 15  |     | 50  |
| Forward Current miniTA / $\mu$ MOPA | $I_F$     | A    |     |     | 5   |
| TEC Current                         | $I_{TEC}$ | A    |     |     | 5   |

#### Measurement Conditions / Comments

non condensing  
cw and quasi-cw

### Pin Assignment miniTA or $\mu$ MOPA

|   |                         |   |                                 |
|---|-------------------------|---|---------------------------------|
| 1 | Interlock +             | 6 | Voltage Sense Laser Cathode     |
| 2 | Photodiode (PD) Cathode | 7 | not connected                   |
| 3 | miniTA Cathode (Ground) | 8 | miniTA Anode                    |
| 4 | Photodiode (PD) Anode   | 9 | Voltage Sense Laser Diode Anode |
| 5 | Interlock -             |   |                                 |

### Pin Assignment TEC

|   |                      |   |               |
|---|----------------------|---|---------------|
| 1 | not connected        | 6 | not connected |
| 2 | Butterfly Thermistor | 7 | not connected |
| 3 | Butterfly Thermistor | 8 | not connected |
| 4 | TEC +                | 9 | not connected |
| 5 | TEC -                |   |               |

# EYP-MNT-0000-00000-0000-BTU02-9002

Revision 0.70

## EVALUATION BOARD for miniTA with BTU02 Package

### Dimensions

| Parameter        | Unit |                    |
|------------------|------|--------------------|
| Size (H x W x D) | mm   | 80.8 x 96.3 x 25.4 |
| Weight           | kg   | 0.17               |

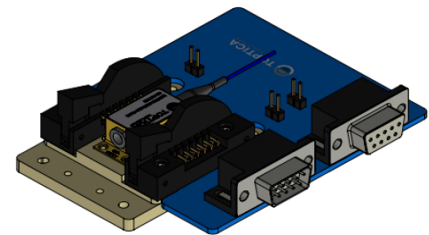
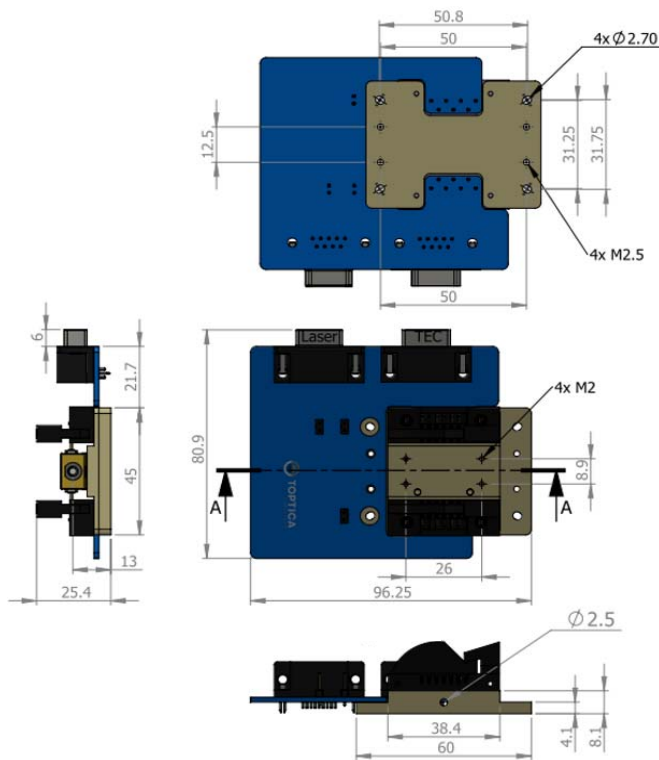
| Comments             |
|----------------------|
| including connectors |
| including connectors |

### Connectors

|                             |                    |
|-----------------------------|--------------------|
| Input Connector Type miniTA | 9-Pin D-Sub Female |
| Input connector Type TEC    | 9-Pin D-Sub Male   |

|  |
|--|
|  |
|  |
|  |
|  |
|  |

### Package Drawings



Drawing and picture shows evaluation board with mounted miniTA which is not an item of this product.

SWZ-23-0112-1137

# EYP-MNT-0000-00000-0000-BTU02-9002

Revision 0.70



2023-01-21

## EVALUATION BOARD for miniTA with BTU02 Package

### Content

|                  |  |
|------------------|--|
| PCB              | Printed Circuit Board  |
| Coldplate        | Mounting Plate for Butterfly package                           |
| D-Sub Connectors | Already preinstalled   |
| Test Socket      | Already preinstalled   |
| Screws           | For mounting of the Butterfly package and the Evaluation Board |
| Jumper           | For Case, Interlock and ESD protection                         |

More information available in the manual downloadable on our website.

*Ordering Information:*



800 Village Walk #316  
Guilford, CT 06437  
Ph: 203-401-8093

Email orders to: [sales@xsoptix.com](mailto:sales@xsoptix.com)  
Fax orders to: 800-878-7282