

TAPERED LASER

GaAs Semiconductor Laser Diode



RWE/RWL



BAL




DFB/DBR



TPL/TPA

PRELIMINARY SPECIFICATION**Tapered Laser****EYP-TPL-0780-01000-3006-CMT03-0000****General Product Information**

Product	Application
780 nm Tapered Laser	Spectroscopy
C-Mount Package	Metrology
	Raman Spectroscopy

**Absolute Maximum Ratings**

	Symbol	Unit	min	typ	max
Storage Temperature	T_S	°C	-40		85
Operational Temperature at Case	T_C	°C	0		50
Current	I_F	A			2.8
Reverse Voltage	V_R	V			0
Output Power	P_{opt}	W			1.1

non condensing

non condensing

Stress in excess of the Absolute Maximum Ratings can cause permanent damage to the device. Operation at the Absolute Maximum Rating for extended periods of time can adversely affect the device reliability and may lead to reduced operational life.

Recommended Operational Conditions

	Symbol	Unit	min	typ	max
Operational Temperature at Case	T_C	°C	15		40
Forward Current	I_F	A			2.5
Output Power	P_{opt}	W			1.0

non condensing

Characteristics at T_{amb} 25 °C at Begin Of Life

Parameter	Symbol	Unit	min	typ	max
Center Wavelength	λ_c	nm	775	780	785
Spectral Width (FWHM)	$\Delta\lambda$	nm		2	4
Temperature Coefficient of Wavelength	$d\lambda / dT$	nm / K		0.3	
Output Power @ $I_F = 2.5$ A	P_{opt}	W	1.0		
Slope Efficiency	η	W / A	0.8	0.9	
Threshold Current	I_{th}	A	0.4	0.6	0.8
Operational Current @ $P_{opt} = 1$ W	I_F	A			2.5
Cavity Length	L	μm		2750	

Measurement Conditions / Comments

see images on page 4

total output measured with integrating sphere

TAPERED LASER

GaAs Semiconductor Laser Diode



RWE/RWL



BAL



DFB/DBR



TPL/TPA

PRELIMINARY SPECIFICATION**Tapered Laser****EYP-TPL-0780-01000-3006-CMT03-0000****Characteristics at T_{amb} 25 °C at Begin Of Life**

Parameter	Symbol	Unit	min	typ	max
Output Aperture (at front side)	d_{output}	μm		190	
Astigmatism	A	μm		500	750
Divergence parallel (FWHM)	$\Theta_{ }$	°	12	15	18
Divergence perpendicular (FWHM)	Θ_{\perp}	°		28	
Polarization				TM	

Measurement Conditions / Comments

E field perpendicular to junction plane

TAPERED LASER

GaAs Semiconductor Laser Diode

Version 0.90

24.01.2008

page: 3 from 4



PRELIMINARY SPECIFICATION

Tapered Laser

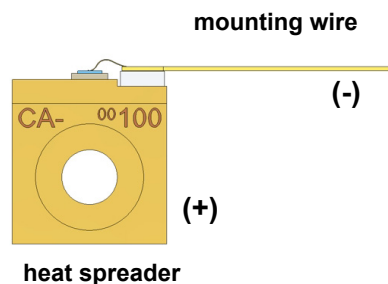
EYP-TPL-0780-01000-3006-CMT03-0000

Package Dimensions

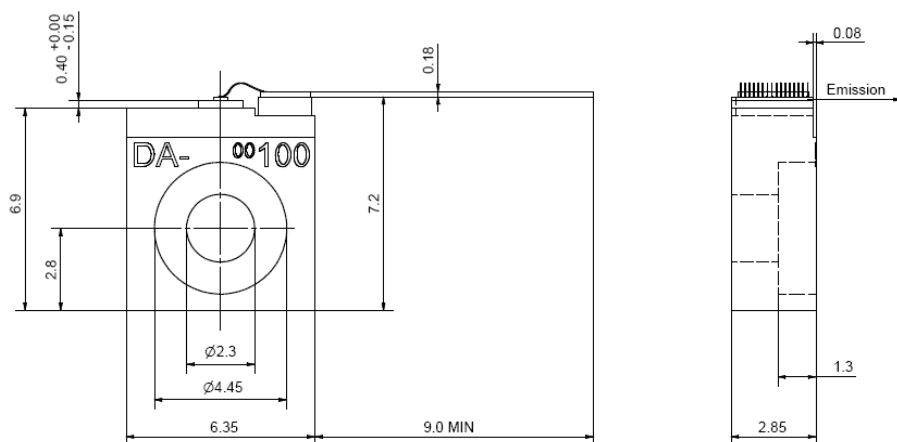
	Symbol	Unit	min	typ	max
Emission Plane	l	mm	7.05	7.20	7.35
C-Mount Thickness	d	mm		2.75	

Package Pinout

Cathode (-)	Mounting Wire
Anode (+)	Housing



Package Drawings



TAPERED LASER

GaAs Semiconductor Laser Diode



RWE/RWL

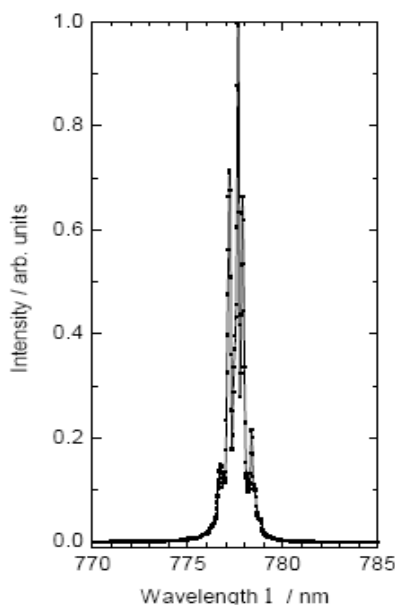
BAL

DFB/DBR

TPL/TPA

PRELIMINARY SPECIFICATION**Tapered Laser****EYP-TPL-0780-01000-3006-CMT03-0000****Typical Measurement Results**

Spectrum



Performance figures, data and any illustrative material provided in this specification are typical and must be specifically confirmed in writing by eagleyard Photonics before they become applicable to any particular order or contract. In accordance with the eagleyard Photonics policy of continuous improvement specifications may change without notice.

Ordering Information:

800 Village Walk #316
Guilford, CT 06437
Ph: 203-401-8093

Email orders to: sales@xsoptix.com
Fax orders to: 800-878-7282

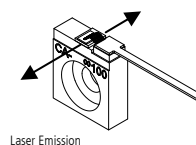
Unpacking, Installation and Laser Safety

Unpacking the laser diodes should only be done at electrostatic safe workstations (EPA). Though protection against electro static discharge (ESD) is implemented in the laser package, charges may occur at surfaces. Please store this product in its original package at a dry, clean place until final use. During device installation, ESD protection has to be maintained.

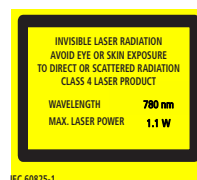
The TPL diode type is known to be sensitive against thermal stress. Operating at moderate temperatures on proper heat sinks will contribute to a long lifetime of the diode.

The laser emission from this diode is close to the invisible infrared region of the electromagnetic spectrum. Avoid direct and/or indirect exposure to the free running beam. Collimating the free running beam with optics as common in optical instruments will increase threat to the human eye.

Each laser diode will come with an individual test protocol verifying the parameters given in this document.



Laser Emission



IEC 60825-1



Complies with 21 CFR 1040.10 and 1040.40



eagleyard Photonics GmbH

Rudower Chaussee 29 (IGZ)
12490 Berlin GERMANY

fon +49. 30. 6392 4520
fax +49. 30. 6392 4529

info@eagleyard.com
www.eagleyard.com



We focus on power.